

Northern Administration
5500 Snyder Ave.
Carson City, NV 89701
(775) 887-3285

Southern Administration
3955 W. Russell Rd.
Las Vegas, NV 89118
(702) 486-9906



Steve Sisolak
Governor

Harold Wickham
Acting Director

State of Nevada
Department of Corrections

DATE: November 13, 2019
TO: Board of Prison Commissioners
FROM: Harold Wickham, Acting Director
SUBJECT: New Industry

Per NRS 209.459, Silver State Industries (SSI) is requesting approval of a proposed new industry, All Wire. SSI would like to partner with All Wire, using offender labor for their operations. The Committee on Industrial Programs approved this at their October 11, 2019, meeting. We respectfully request the Board of Prison Commissioners consideration for approval of this company.

All Wire is in the business of manufacturing poly pipe and has a secondary business that manufactures cable and wire harness assemblies, printed circuit board assembly, and electro-mechanical assemblies for high reliability and commercial applications. We could not find any other businesses in Nevada that do this type of manufacturing.

Per NRS 209.459 and 209.461, the Director of the Department of Corrections is required to obtain a detailed written analysis on the estimated impact of the contract on private industry in Nevada. SSI reached out to the Department of Employment, Training and Rehabilitation; the Department of Business and Industry, the Governor's Office of Economic Development, and Representatives of organized labor in this State for an analysis on the impact.

This analysis must include, without limitation:

1. The number of private companies in this State currently providing the types of products and services offered in the proposed contract.
2. The number of residents of this State currently employed by such private companies.
3. The number of offenders that would be employed under the contract.
4. The skills that the offenders would acquire under the contract.

The Department of Business and Industry responded that they cannot provide the impact studies and organized labor stated that they do not have a problem with this.

Attached are reports and e-mails from the Department of Employment, Training and Rehabilitation; the Department of Business and Industry, the Governor's Office of Economic Development, and Representatives of organized labor in this State.

DETR has listed that there are 2,410 assemblers and fabricators in the Las Vegas area. Pipe manufacturing falls under this classification. They earn a mean hourly wage of \$15.00 per hour. The electrical assemblers in the Las Vegas area total 380 and receive a mean wage of \$15.13 per hour.

GOED provided their economic modeling research and the relationships that exist as a result. All Wire is forecasting that they will need 20 pipe workers. GOED based their modeling on the 20 workers. The result of adding 20 jobs would not only be those jobs but four direct jobs, two indirect jobs, and 16 induced jobs. The effect on earnings from the 20 initial jobs would be \$1.3 million, a direct effect of \$221,182, an indirect effect of \$73,569, and an induced effect of \$796,023.

GOED's research on electronic assembly manufacturing is also based on 20 additional jobs projected by All Wire. This would result in the original 20 jobs, 5 direct, 2 indirect, and 22 induced jobs. The change in earnings would be an additional \$2,920,226 with 49 additional jobs,

Skills acquired would include pipe or wire manufacturing experience, a work ethic, customer service, interpersonal skills, oral communication, diversity, responsibility, dependability, teamwork, strategic thinking, motivation, planning/organizing, professionalism, the importance of quality and quantity, safety and security, adaptability, and imitative.

Based on this analysis, it appears that All Wire would make a significant contribution to the state and to the economy as well. All Wire will create valuable offender job training, assist the Department of Corrections with room and board as deductions are taken out of offender's pay, more contributions will be made to the Victims of Crime Fund and the Prison Industry Capital Improvement fund, and SSI's financial position would be enhanced. The proposed partnership would assist SSI with our goals of reducing government operating costs, provide offenders the skills necessary to successfully re-enter society, and enhance the safe operation of correctional facilities. The NDOC would appreciate your approval.

All Wire Poly Pipe Input Output Scenario

Parameters

Regions

Code	Description
32003	Clark County, NV

Industry Scenario

Code	Description	Change Type	Change Value
326122	Plastics Pipe and Pipe Fitting Manufacturing	Jobs	20

Input-Output Year

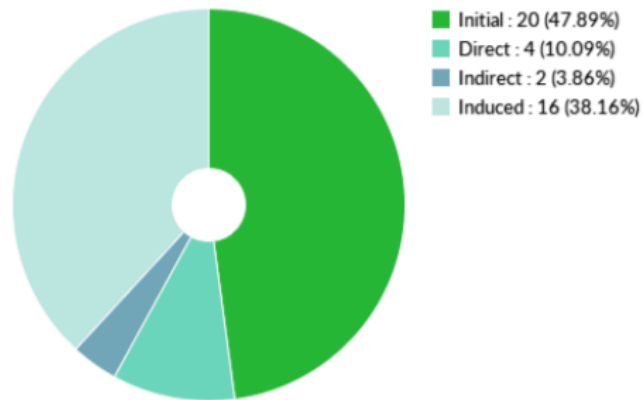
2018

Changes to Plastics Pipe and Pipe Fitting Manufacturing

\$2,430,378 Change in Earnings 1.81 Multiplier	42 Change in Jobs 2.09 Multiplier	\$115,125 Change in Taxes on Production and Imports (TPI)
---	--	--

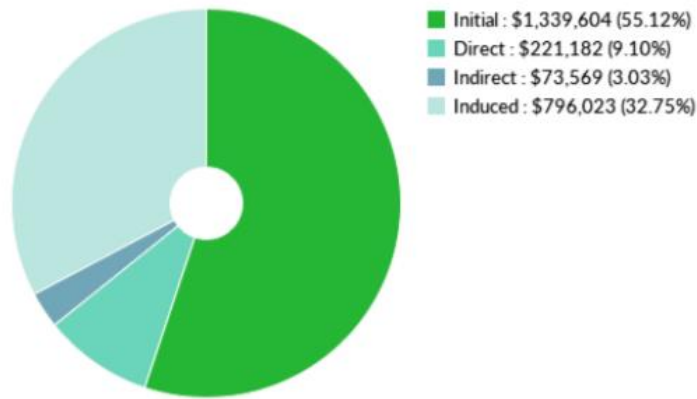
Effect on jobs from adding 20 jobs to Plastics Pipe and Pipe Fitting Manufacturing

20 Initial 1.00 Multiplier	4 Direct 0.21 Multiplier	2 Indirect 0.08 Multiplier	16 Induced 0.80 Multiplier
----------------------------------	--------------------------------	----------------------------------	----------------------------------



Effect on earnings from adding 20 jobs to Plastics Pipe and Pipe Fitting Manufacturing
















<p>\$1.3M</p> <p>Initial 1.00 Multiplier</p>	<p>\$221,182</p> <p>Direct 0.17 Multiplier</p>	<p>\$73,569</p> <p>Indirect 0.05 Multiplier</p>	<p>\$796,023</p> <p>Induced 0.59 Multiplier</p>
---	---	--	--

















Effect on taxes on production and imports from adding 20 jobs to Plastics Pipe and Pipe Fitting Manufacturing

<p>\$54,590</p> <p>Local</p>	<p>\$43,173</p> <p>State</p>	<p>\$17,362</p> <p>Federal</p>
-------------------------------------	-------------------------------------	---------------------------------------

Scenario Results - Occupation

SOC	Occupation	Change in Jobs
11-0000	Management Occupations	2 
13-0000	Business and Financial Operations Occupations	2 
15-0000	Computer and Mathematical Occupations	0
17-0000	Architecture and Engineering Occupations	1 
19-0000	Life, Physical, and Social Science Occupations	0
21-0000	Community and Social Service Occupations	0
23-0000	Legal Occupations	0
25-0000	Education, Training, and Library Occupations	0
27-0000	Arts, Design, Entertainment, Sports, and Media Occupations	1 
29-0000	Healthcare Practitioners and Technical Occupations	1 
31-0000	Healthcare Support Occupations	1 
33-0000	Protective Service Occupations	0
35-0000	Food Preparation and Serving Related Occupations	2 
37-0000	Building and Grounds Cleaning and Maintenance Occupations	1 
39-0000	Personal Care and Service Occupations	1 
41-0000	Sales and Related Occupations	4 
43-0000	Office and Administrative Support Occupations	5 
45-0000	Farming, Fishing, and Forestry Occupations	0
47-0000	Construction and Extraction Occupations	1 
49-0000	Installation, Maintenance, and Repair Occupations	2 
51-0000	Production Occupations	12 
53-0000	Transportation and Material Moving Occupations	5 
55-0000	Military-only occupations	0
99-0000	Unclassified Occupation	0

Scenario Results - Demographics

Demographics	Change in Jobs
Female 14-18	0
Male 14-18	0
Female 19-21	1 
Male 19-21	1 
Female 22-24	1 
Male 22-24	1 
Female 25-34	3 
Male 25-34	5 
Female 35-44	3 
Male 35-44	5 
Female 45-54	4 
Male 45-54	6 
Female 55-64	3 
Male 55-64	5 
Female 65-99	1 
Male 65-99	2 

Appendix A - Data Sources and Calculations

Input-Output Data

The input-output model in this report is Emsi's gravitational flows multi-regional social account matrix model (MR-SAM). It is based on data from the Census Bureau's Current Population Survey and American Community Survey; as well as the Bureau of Economic Analysis' National Income and Product Accounts, Input-Output Make and Use Tables, and Gross State Product data. In addition, several Emsi in-house data sets are used, as well as data from Oak Ridge National Labs on the cost of transportation between counties.

State Data Sources

This report uses state data from the following agencies: Nevada Department of Employment, Training and Rehabilitation, Information Development and Processing Division, Research and Analysis Bureau

All Wire Printed Circuit Assembly Input Output Scenario

Parameters

Regions

Code	Description
32003	Clark County, NV

Industry Scenario

Code	Description	Change Type	Change Value
334418	Printed Circuit Assembly (Electronic Assembly) Manufacturing	Jobs	20

Input-Output Year

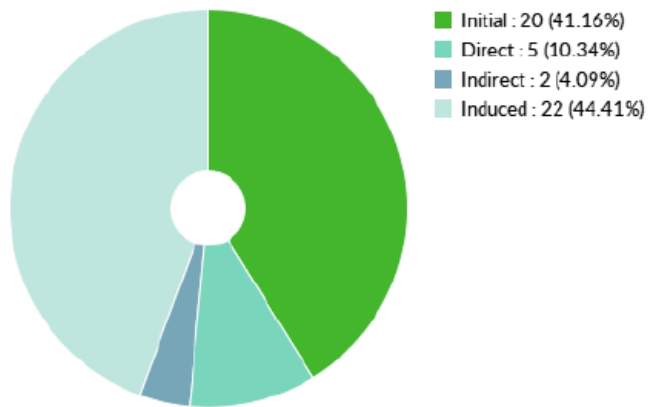
2018

Changes to Printed Circuit Assembly (Electronic Assembly) Manufacturing

<p>\$2,920,226</p> <p>Change in Earnings</p> <p>2.16 Multiplier</p>	<p>49</p> <p>Change in Jobs</p> <p>2.43 Multiplier</p>	<p>\$447,154</p> <p>Change in Taxes on Production and Imports (TPI)</p>
--	---	--

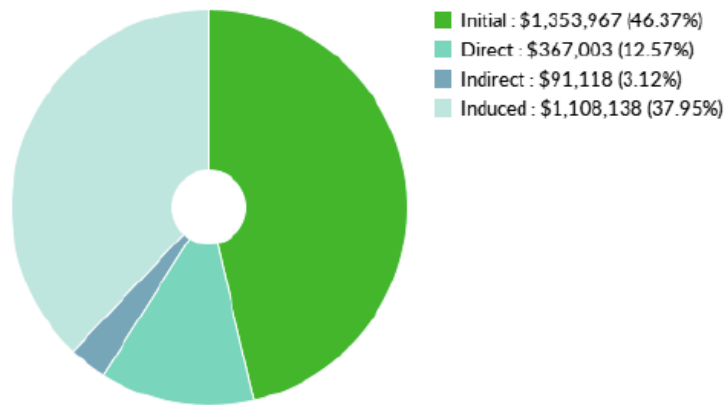
Effect on jobs from adding 20 jobs to Printed Circuit Assembly (Electronic Assembly) Manufacturing

20 Initial 1.00 Multiplier	5 Direct 0.25 Multiplier	2 Indirect 0.10 Multiplier	22 Induced 1.08 Multiplier
----------------------------------	--------------------------------	----------------------------------	----------------------------------



Effect on earnings from adding 20 jobs to Printed Circuit Assembly (Electronic Assembly) Manufacturing


















<p>\$1.4M</p> <p>Initial 1.00 Multiplier</p>	<p>\$367,003</p> <p>Direct 0.27 Multiplier</p>	<p>\$91,118</p> <p>Indirect 0.07 Multiplier</p>	<p>\$1.1M</p> <p>Induced 0.82 Multiplier</p>
---	---	--	---



Effect on taxes on production and imports from adding 20 jobs to Printed Circuit Assembly (Electronic Assembly) Manufacturing

<p>\$184,219</p> <p>Local</p>	<p>\$156,307</p> <p>State</p>	<p>\$106,628</p> <p>Federal</p>
--------------------------------------	--------------------------------------	--

Scenario Results - Occupation

SOC	Occupation	Change in Jobs
11-0000	Management Occupations	4 
13-0000	Business and Financial Operations Occupations	3 
15-0000	Computer and Mathematical Occupations	2 
17-0000	Architecture and Engineering Occupations	6 
19-0000	Life, Physical, and Social Science Occupations	0
21-0000	Community and Social Service Occupations	0
23-0000	Legal Occupations	0
25-0000	Education, Training, and Library Occupations	1 
27-0000	Arts, Design, Entertainment, Sports, and Media Occupations	1 
29-0000	Healthcare Practitioners and Technical Occupations	2 
31-0000	Healthcare Support Occupations	1 
33-0000	Protective Service Occupations	0
35-0000	Food Preparation and Serving Related Occupations	2 
37-0000	Building and Grounds Cleaning and Maintenance Occupations	1 
39-0000	Personal Care and Service Occupations	2 
41-0000	Sales and Related Occupations	5 
43-0000	Office and Administrative Support Occupations	5 
45-0000	Farming, Fishing, and Forestry Occupations	0
47-0000	Construction and Extraction Occupations	1 
49-0000	Installation, Maintenance, and Repair Occupations	1 
51-0000	Production Occupations	7 
53-0000	Transportation and Material Moving Occupations	3 
55-0000	Military-only occupations	0
99-0000	Unclassified Occupation	0

Scenario Results - Demographics

Demographics	Change in Jobs
Female 14-18	0
Male 14-18	0
Female 19-21	1
Male 19-21	1
Female 22-24	1
Male 22-24	1
Female 25-34	4
Male 25-34	5
Female 35-44	5
Male 35-44	6
Female 45-54	5
Male 45-54	6
Female 55-64	4
Male 55-64	4
Female 65-99	2
Male 65-99	3

Appendix A - Data Sources and Calculations

Input-Output Data

The input-output model in this report is Emsi's gravitational flows multi-regional social account matrix model (MR-SAM). It is based on data from the Census Bureau's Current Population Survey and American Community Survey; as well as the Bureau of Economic Analysis' National Income and Product Accounts, Input-Output Make and Use Tables, and Gross State Product data. In addition, several Emsi in-house data sets are used, as well as data from Oak Ridge National Labs on the cost of transportation between counties.

State Data Sources

This report uses state data from the following agencies: Nevada Department of Employment, Training and Rehabilitation, Information Development and Processing Division, Research and Analysis Bureau

Diane Dastal - RE: impact information needed

From: Marcel Schaerer <marcelfschaerer@business.nv.gov>
To: Diane Dastal <ddastal@doc.nv.gov>
Date: 10/8/2019 8:23 AM
Subject: RE: impact information needed

Good morning Diane,

The Department of Business and Industry cannot provide the impact studies. If you have any additional questions, please let us know.

Best,

 Marcel F. Schaerer
 Deputy Director
 Department of Business & Industry
 3300 W. Sahara Avenue, Suite 425
 Las Vegas, NV 89102
[\(702\) 486-4492](tel:(702)486-4492)
www.business.nv.gov



**Nevada Department of
 Business and Industry**

"Growing business in Nevada"

From: Diane Dastal <ddastal@doc.nv.gov>
Sent: Tuesday, October 8, 2019 8:17 AM
To: Marcel Schaerer <marcelfschaerer@business.nv.gov>
Subject: Re: impact information needed

Good morning Marcel,
 Would you please confirm that your agency cannot provide the impact studies?

[Click to add a signature](#)

This message, including any attachments, is the property of the Nevada Department of Corrections and is solely for the use of the individual or entity intended to receive it. It may contain confidential and proprietary information and any unauthorized review, use, disclosure or distribution is prohibited. If you are not the intended recipient(s) or if you have received this message in error, please contact the sender by reply email and permanently delete it.

From: Marcel Schaerer <marcelfschaerer@business.nv.gov>
To: Diane Dastal <ddastal@doc.nv.gov>
Date: 9/19/2019 7:16 AM

Diane Dastal - RE: potential new industry

From: "Beverly Williams" <beverlywilliams@teamsters986.org>
To: Diane Dastal <ddastal@doc.nv.gov>
Date: 10/8/2019 9:31 AM
Subject: RE: potential new industry

Diane,

We have no problem with this company, Please proceed with this company.

Beverly Williams
Teamsters Local 986
300 Shadow Lane
Las Vegas, NV 89106
O: [\(702\) 385-0995 ext 207](tel:(702)385-0995)
F: [\(702\) 395-4410](tel:(702)395-4410)



From: Diane Dastal <ddastal@doc.nv.gov>
Sent: Tuesday, October 8, 2019 8:24 AM
To: Beverly Williams <beverlywilliams@teamsters986.org>
Subject: RE: potential new industry

Good morning Beverly,
Were you able to obtain a response from the union in regards to All Wire?

This message, including any attachments, is the property of the Nevada Department of Corrections and is solely for the use of the individual or entity intended to receive it. It may contain confidential and proprietary information and any unauthorized review, use, disclosure or distribution is prohibited. If you are not the intended recipient(s) or if you have received this message in error, please contact the sender by reply email and permanently delete it.

From: "Beverly Williams" <beverlywilliams@teamsters986.org>
To: Diane Dastal <ddastal@doc.nv.gov>
Date: 9/19/2019 11:10 AM
Subject: RE: potential new industry

Hi Diane,

I will get back to you as soon as possible.

Occupational Employment & Wage Data for Silver State Industries

OES Employment and Wages, 2018

Pipe Mfg-NAICS: **326000** Plastics and Rubber Products Manufacturing

Wire Mfg-NAICS: **335000** Electrical Equipment, Appliance, and Component Manufacturing

SOC	Title	Total Employment	Mean Hourly Wage	Hourly Wage				
				10th Percentile	20th Percentile	50th Percentile (Median)	75th Percentile	90th Percentile
Occupations for Pipe & Wire Manufacturing								
Location: Carson City MSA								
51-2098	Assemblers and Fabricators, All Other, Including Team Assemblers	140	\$14.10	\$10.05	\$11.04	\$13.02	\$16.52	\$19.67
51-2028	Electrical, Electronic, and Electromechanical Assemblers, Except Coil Win	80	\$17.07	\$12.88	\$14.16	\$16.63	\$19.80	\$23.07
Location: Las Vegas MSA								
51-2098	Assemblers and Fabricators, All Other, Including Team Assemblers	2,410	\$15.00	\$10.25	\$11.92	\$14.14	\$17.35	\$21.31
51-2028	Electrical, Electronic, and Electromechanical Assemblers, Except Coil Win	380	\$15.13	\$8.91	\$10.54	\$14.22	\$18.33	\$23.96
Location: Reno MSA								
51-2098	Assemblers and Fabricators, All Other, Including Team Assemblers	2,690	\$14.34	\$10.47	\$12.17	\$14.00	\$16.24	\$18.70
51-2028	Electrical, Electronic, and Electromechanical Assemblers, Except Coil Win	3,380	\$15.93	\$13.10	\$14.88	\$16.15	\$17.55	\$18.39
Location: Balance of State Nevada								
51-2098	Assemblers and Fabricators, All Other, Including Team Assemblers	310	\$14.93	\$10.37	\$11.89	\$14.46	\$17.53	\$20.10
51-2028	Electrical, Electronic, and Electromechanical Assemblers, Except Coil Win	250	\$15.67	\$11.75	\$13.10	\$14.66	\$17.86	\$21.67
Location: Statewide Nevada								
51-2098	Assemblers and Fabricators, All Other, Including Team Assemblers	5550	\$14.65	\$10.35	\$12.01	\$14.06	\$16.80	\$19.43
51-2028	Electrical, Electronic, and Electromechanical Assemblers, Except Coil Win	4100	\$15.86	\$12.53	\$14.52	\$16.04	\$17.61	\$18.55

Occupational Definitions from O*NET

Assemblers and Fabricators, All Other, Including Team Assemblers (51-2098)

All assemblers and fabricators not listed separately.

Sample Job Titles : Team Assembler, Team Assembly Line Machine Operator, Lead Team Assembler, Air bag Builder, Crate Builder, Doll Maker,

Electrical, Electronic, and Electromechanical Assemblers, Except Coil Winders, Tapers, and Finishers (51-2028)

Assemble or modify electrical or electronic equipment and electromechanical equipment or devices such as computers, test equipment telemetering systems, electric motors, batteries, servomechanisms, gyros, dynamometers, magnetic drums, tape drives, brakes, control linkage, actuators, and appliances.

Sample Job Titles : Battery Builder, Circuit Board Assembler, Anode Builder, Programable Logic Controller Assembler, Vacuum Cleaner Assembler, Vending Machine Assembler

Area	Industry	NAICS	Ownership	Total Industry Employment	Avg. Weekly Wage	Total Firms	PI's** Employment	PI's Share Industry of Employment
Statewide	Plastics and Rubber Products Manufacturing	326	Total All	3,398	\$937	100	10	0.3%
Statewide	Electrical Equipment, Appliance, and Component Manufacturing	335	Total All	10,908	\$1,189	43	10	0.1%

Occupational Analysis: Statewide Industry 326000 "Plastics and Rubber Products Manufacturing" Employment and Wage Estimates by Industry for Nevada (Statewide), OES 2018

SOC	Occupation	Estimated Number of Workers by Occupation in Industry	Estimated Number of Workers by Occupation in All Industries	Industry share of Occupation's Total Workforce	**PI's share of Workers in Industry (est.10)
51-2098	Assemblers and Fabricators, All Other, Including Team Assemblers	184	5,550	3.3%	5.4%

Occupational Analysis: Statewide Industry 335000 "Electrical Equipment, Appliance, and Component Manufacturing" Employment and Wage Estimates by Industry for Nevada (Statewide), OES 2018

SOC	Occupation	Estimated Number of Workers by Occupation in Industry	Estimated Number of Workers by Occupation in All Industries	Industry share of Occupation's Total Workforce	**PI's share of Workers in Industry (est.10)
51-2098	Assemblers and Fabricators, All Other, Including Team Assemblers	184	5,550	3.3%	5.4%

** Prison industry employment estimated

May 2018 Occupational Employment Statistics Report

Source: <https://www.bls.gov/oes/tables.htm>

Note:

* OES Data Based on 2018 wage survey

Note:

0 estimated employment means less than 10 (N/A)

\$0.00 wages = data suppressed or unavailable (N/A)

* or ** = data suppressed or unavailable (N/A)

Occupational Definitions

O*net: <https://www.onetonline.org>

QCEW Information

Source: NV DETR R & A Qrtly Census of Employment & Wages

Source Link: <http://nevadaworkforce.com/QCEW>